



# PROMINENCE

*Healthcare, Smarter.*

Overview Account Details Expense Report

PERFORMANCE

### LAWSON FINANCIALS

Fiscal Year (AY) | Accounting Period (AY) | Entity (AY) | Team (AY) | Service Line (AY) | Accounting Unit (AY)

#### Contribution Margin

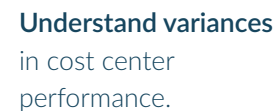
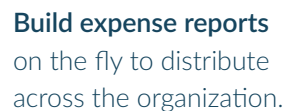
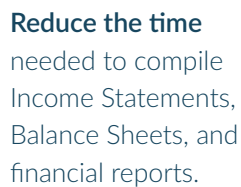
Contribution Margin by Quarter by Fiscal Year

Fiscal Year	Q1	Q2	Q3	Q4
2011	~100K	~100K	~100K	~100K
2012	~550K	~550K	~550K	~550K
2013	~500K	~500K	~500K	~500K
2014	~500K	~500K	~500K	~500K
2015	~500K	~500K	~500K	~500K
2016	~500K	~500K	~500K	~-100K

Metric Trends

Select a value to filter the dashboard

Overview   Account Details   Expense Report							
PROJECT NAME							
Expense Report							
Fiscal Year	Accounting Period	Entity	Team	Service Line	Accounting Unit		
(A0)	(A1)	(A2)	(A3)	(A4)	(A.ACCOUNTS Payable)		
Chart Detail Account Display	System	Source Code	Bran Description	J# Details (Combined)	Quantity	Unit Cost	Extended Cost
FA 6330-0000 Other Operating Revenue	EL	DM	RL	12/15/2011(3N)1204(PA)*ALBANY HEALTH CARE(PA) 4400000155(Nu)(PA)			-61,254.1
				12/15/2011(3N)1205(PA)*HCC-UNITY HOSPITAL OF PA(PA) 4400000155(Nu)(PA)			-631,505
				12/15/2012(3N)1206(PA)*T. JOSSEPH'S HEALTH SVC(PA) 4400000154(Nu)(PA)			-826,063
				12/15/2013(3N)1207(PA)*MEMORIAL HOSPITAL OF ALLEGHENY(PA) 4400000154(Nu)(PA)			-137,288
				07/15/2015(Nu)1204(PA)*ALBANY HEALTH CARE(PA) 4400000366(Nu)(PA)			-5,445
				3/15/2016(Nu)1205(PA)*ALBANY HPTA-CADAP(PA)			-6,446





# Proven ROI

\$400MM+

## Documented ROI

In the hundreds of successful implementations with organizations across the country, Prominence has documented over \$400MM of ROI to date. It's one thing for someone to say that their solutions save time and money, but another thing to be able to back it up with a proven track record of success and hard ROI numbers.

TWO

## HIMSS Davies & Truven Awards

HiMSS Davies and Truven awards are considered the pinnacle of technology in healthcare IT. Prominence has won not one, but two, of each of these awards while working with their customers. Our people and our technologies have a very real and very positive impact on healthcare across the nation, every day.

18+

## Best Places to Work Awards

Prominence's culture speaks for itself. Our clear and simple core values, KLAS-leading rankings, and the breadth of staff's experience all come together to produce an unparalleled experience for our customers. There's a reason that 100% of our customers have come back to us for additional engagements, and why we've scored a perfect 10.0 in KLAS for not nickel-and-diming, and we'd love the opportunity to show you why.

7/10

## Best Hospitals in the Nation

The best hospitals, healthcare organizations, and academic centers rely on Prominence to provide cutting-edge solutions, advice, and expertise. Our teams have experience in every aspect of the provider, payer, academic, and administrative spaces, and we're able to provide our services across the spectrum of healthcare, instead of just a single domain area.



# Prominence Starter Kits

## Executive

Executive Scorecard  
Population Health  
Labor & Productivity  
Patient Experience & Satisfaction  
ACO Scorecard  
Readmission Review  
Discharge Summary

## Access & Revenue

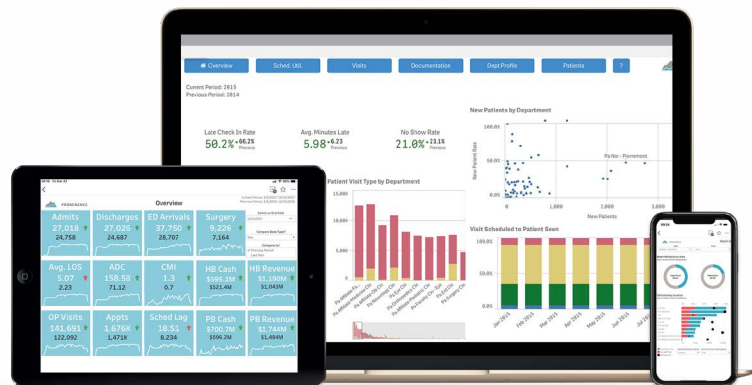
Professional Revenue Cycle Management  
Hospital Revenue Cycle Management  
Finance KPI Dashboard  
Case Management  
Schedule Utilization  
Payer Performance  
Bundled Payments  
Workqueue Management

## Performance & Efficiency

Governance Dashboard  
Metric Library & Management  
Automated Database Validation  
Reporting Toolbox

## Academic

Resident & Fellow Management



## Clinical

Surgical Services  
Emergency Medicine  
Imaging & Radiology  
Sepsis Monitoring & Tracking  
Physician Scorecard  
Nursing Scorecard  
Clinical Documentation Improvement  
OPPE / FPPE

## Research

De-identified Cohort Creation & Characterization  
Grants, Proposals, & Awards  
Custom Database Visualization

## Quality

Quality Measures  
Core Measures  
Hospital Acquired Infections / Conditions